



ESTEHYNE S.L.

ESPECIALISTAS EN HIDRAULICA Y NEUMATICA

RACORES
ACERO AL CARBONO
DIN 2353
TARIFA-2019



WWW.hidraulicaneumatica.es



PAGINA 2

TUERCA	BICONO	TAPON	UNION IGUAL	CODO IGUAL	TE IGUAL	CRUZ IGUAL
DINATU	DINABI	DINAOB	DINI	DINI90	DINITE	DINICR

PAGINA 3

UNION DESIGUAL	PASATAB.	PASATAB. 90°	TUERCA PASATAB.
DINI	DINIW	DINIW90	DINATM

PAGINA 4

REDUCCION T.LOCA
DINRTT

PAGINA 5

UNION MACHO BSPP	UNION MACHO BSPP C/J
DINP	DINP__J

PAGINA 6

HEMBRA BSPP	CODO BANJO BSPP	CODO OR. BSPP	UNION MANOMETRO	ARANDELA MANOMETRO
DINPH	DINPBAE	DINP90O	DINPMA	DINAARM

PAGINA 7

MACHO BSPT	CODO BSPT
DINT	DINT90

PAGINA 8

MACHO NPT	CODO NPT	MACHO UNF
DINN	DINN90	DINU

PAGINA 9

MACHO METRICA	HEMBRA METRICA	CODO METRICA CONICA	CODO BANJO METRICA
DINM	DINMH	DINM90	DINMBAE

PAGINA 10

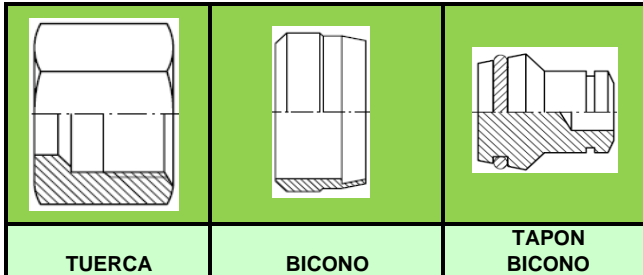
CODO ORIENTABLE	TE LATERAL ORIENTABLE	TE CENTRAL ORIENTABLE	UNION IGUAL ORIENTABLE	ORIENTABLE METRICA	ORIENTABLE BSPP
DINTB	DINITL	DINITC	DINGG	DINMG	DINPG

PAGINA 11

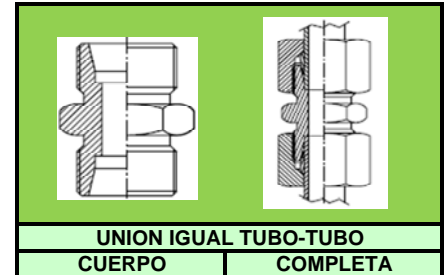
PASATAB. SOLDAR	UNION SOLDAR	PUNTA SOLDAR	ANTIRRET. TUBO->TUBO	ANTIRRET. BSPP->TUBO	ANTIRRET. TUBO->BSPP
DINIWS	DINAS	DINASP	DINIVA	DINPVART	DINPVATR



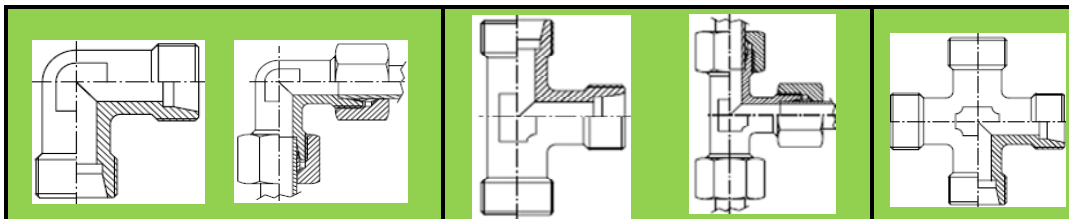
TUERCAS - BICONOS - TAPONES - UNIONES TUBO-TUBO



TUBO	CODIGO	TARIFA	CODIGO	TARIFA	CODIGO	TARIFA
4-LL	DINATU04LL	0,39	DINAB104LL	0,25		
6-LL	DINATU06LL	0,39	DINAB106LL	0,27		
8-LL	DINATU08LL	0,45	DINAB108LL	0,32		
10-LL	DINATU10LL	0,50	DINAB110LL	1,12		
12-LL	DINATU12LL	0,55	DINAB112LL	0,70		
6-L	DINATU06L	0,27	DINAB106LS	0,25	DINA0B06LS	0,44
8-L	DINATU08L	0,25	DINAB108LS	0,25	DINA0B08LS	0,51
10-L	DINATU10L	0,29	DINAB110LS	0,34	DINA0B10LS	0,57
12-L	DINATU12L	0,36	DINAB112LS	0,35	DINA0B12LS	0,71
15-L	DINATU15L	0,66	DINAB115L	0,39	DINA0B15L	2,02
18-L	DINATU18L	0,93	DINAB118L	0,56	DINA0B18L	0,96
22-L	DINATU22L	1,29	DINAB122L	0,63	DINA0B22L	1,28
28-L	DINATU28L	2,11	DINAB128L	0,81	DINA0B28L	1,83
35-L	DINATU35L	5,14	DINAB135L	1,19	DINA0B35L	5,30
42-L	DINATU42L	7,05	DINAB142L	2,25	DINA0B42L	9,16
6-S	DINATU06S	0,43	DINAB106S	0,25	DINA0B06S	0,44
8-S	DINATU08S	0,47	DINAB108S	0,25	DINA0B08S	0,51
10-S	DINATU10S	0,44	DINAB110S	0,34	DINA0B10S	0,57
12-S	DINATU12S	0,52	DINAB112S	0,35	DINA0B12S	0,71
14-S	DINATU14S	0,89	DINAB114S	0,48	DINA0B14S	1,27
16-S	DINATU16S	1,04	DINAB116S	0,56	DINA0B16S	0,92
20-S	DINATU20S	1,46	DINAB120S	0,63	DINA0B20S	1,09
25-S	DINATU25S	3,00	DINAB125S	0,81	DINA0B25S	1,66
30-S	DINATU30S	4,63	DINAB130S	0,99	DINA0B30S	2,49
38-S	DINATU38S	8,45	DINAB138S	1,76	DINA0B38S	7,20



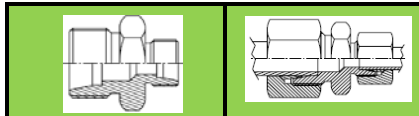
TUBO	CODIGO	TARIFA	CODIGO	TARIFA
4-LL	DINI04LL	1,20	DINI04LLTB	2,58
6-LL	DINI06LL	1,16	DINI06LLTB	2,56
8-LL	DINI08LL	1,16	DINI08LLTB	2,79
10-LL	DINI10LL	2,85	DINI10LLTB	6,09
10-LL	DINI12LL	1,79	DINI12LLTB	4,29
6-L	DINI06L	0,57	DINI06LTB	1,77
8-L	DINI08L	0,67	DINI08LTB	1,89
10-L	DINI10L	0,71	DINI10LTB	2,17
12-L	DINI12L	0,73	DINI12LTB	2,35
15-L	DINI15L	1,01	DINI15LTB	3,43
18-L	DINI18L	1,31	DINI18LTB	4,59
22-L	DINI22L	2,36	DINI22LTB	6,69
28-L	DINI28L	3,71	DINI28LTB	10,09
35-L	DINI35L	9,08	DINI35LTB	19,26
42-L	DINI42L	12,81	DINI42LTB	26,04
6-S	DINI06S	1,27	DINI06STB	2,92
8-S	DINI08S	1,37	DINI08STB	3,11
10-S	DINI10S	1,05	DINI10STB	2,86
12-S	DINI12S	1,40	DINI12STB	3,36
14-S	DINI14S	1,49	DINI14STB	4,52
16-S	DINI16S	1,79	DINI16STB	5,26
20-S	DINI20S	2,93	DINI20STB	7,58
25-S	DINI25S	4,93	DINI25STB	12,99
30-S	DINI30S	7,05	DINI30STB	16,49
38-S	DINI38S	15,52	DINI38STB	29,86



CODO IGUAL TUBO-TUBO				TE IGUAL				CRUZ IGUAL		
TUBO	CODIGO	TARIFA	CODIGO	TARIFA	CODIGO	TARIFA	CODIGO	TARIFA		
4-LL	DINI9004LL	2,46	DINI9004LLTB	3,83	DINITE04LL	3,72	DINITE04LLTB	5,79		
6-LL	DINI9006LL	2,46	DINI9006LLTB	3,86	DINITE06LL	3,05	DINITE06LLTB	5,15		
8-LL	DINI9008LL	2,84	DINI9008LLTB	4,47	DINITE08LL	3,68	DINITE08LLTB	6,12		
6-L	DINI9006L	2,01	DINI9006LTB	3,35	DINITE06L	2,31	DINITE06LTB	3,73	DINICR06L	7,37
8-L	DINI9008L	2,23	DINI9008LTB	3,59	DINITE08L	2,56	DINITE08LTB	4,03	DINICR08L	9,12
10-L	DINI9010L	1,98	DINI9010LTB	3,51	DINITE10L	2,93	DINITE10LTB	5,21	DINICR10L	9,79
12-L	DINI9012L	2,18	DINI9012LTB	3,70	DINITE12L	3,36	DINITE12LTB	5,77	DINICR12L	10,80
15-L	DINI9015L	3,63	DINI9015LTB	5,95	DINITE15L	4,40	DINITE15LTB	7,73	DINICR15L	13,40
18-L	DINI9018L	4,03	DINI9018LTB	7,07	DINITE18L	6,83	DINITE18LTB	10,45	DINICR18L	19,06
22-L	DINI9022L	5,41	DINI9022LTB	9,26	DINITE22L	8,68	DINITE22LTB	13,23	DINICR22L	50,25
28-L	DINI9028L	9,61	DINI9028LTB	14,05	DINITE28L	14,25	DINITE28LTB	20,26	DINICR28L	64,18
35-L	DINI9035L	24,75	DINI9035LTB	32,05	DINITE35L	37,68	DINITE35LTB	47,48	DINICR35L	81,28
42-L	DINI9042L	27,60	DINI9042LTB	42,26	DINITE42L	49,86	DINITE42LTB	69,64	DINICR42L	111,37
6-S	DINI9006S	4,22	DINI9006STB	5,87	DINITE06S	4,20	DINITE06STB	6,67	DINICR06S	38,46
8-S	DINI9008S	4,87	DINI9008STB	6,61	DINITE08S	6,66	DINITE08STB	9,27	DINICR08S	38,89
10-S	DINI9010S	3,12	DINI9010STB	5,19	DINITE10S	3,93	DINITE10STB	7,03	DINICR10S	40,53
12-S	DINI9012S	2,75	DINI9012STB	4,50	DINITE12S	4,45	DINITE12STB	7,63	DINICR12S	14,17
14-S	DINI9014S	3,89	DINI9014STB	6,67	DINITE14S	5,07	DINITE14STB	9,95	DINICR14S	43,81
16-S	DINI9016S	3,96	DINI9016STB	7,20	DINITE16S	7,99	DINITE16STB	13,61	DINICR16S	19,06
20-S	DINI9020S	5,81	DINI9020STB	10,70	DINITE20S	9,39	DINITE20STB	14,53	DINICR20S	50,25
25-S	DINI9025S	11,14	DINI9025STB	16,40	DINITE25S	15,86	DINITE25STB	22,87	DINICR25S	64,18
30-S	DINI9030S	16,89	DINI9030STB	24,78	DINITE30S	16,78	DINITE30STB	29,01	DINICR30S	81,28
38-S	DINI9038S	41,15	DINI9038STB	51,49	DINITE38S	36,13	DINITE38STB	54,20	DINICR38S	111,37

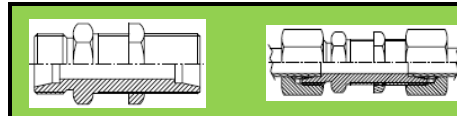


UNION / PASATABIQUES TUBO-TUBO



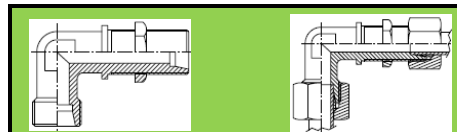
UNION DESIGUAL

CUERPO		COMPLETA		
TUBO	CODIGO	TARIFA	CODIGO	TARIFA
8-6L	DINI0806L	1,28	DINI0806LTB	2,81
10-6L	DINI1006L	1,38	DINI1006LTB	3,10
10-8L	DINI1008L	1,49	DINI1008LTB	3,20
12-6L	DINI1206L	4,44		
12-8L	DINI1208L	1,57	DINI1208LTB	3,40
12-10L	DINI1210L	1,52	DINI1210LTB	3,55
15-10L	DINI1510L	2,41	DINI1510LTB	4,89
15-12L	DINI1512L	2,40	DINI1512LTB	5,00
18-10L	DINI1810L	8,01		
18-12L	DINI1812L	2,81	DINI1812LTB	6,02
18-15L	DINI1815L	2,66	DINI1815LTB	6,31
22-12L	DINI2212L	14,00		
22-15L	DINI2215L	4,41	DINI2215LTB	8,71
22-18L	DINI2218L	4,09	DINI2218LTB	8,99
28-18L	DINI2818L	22,48		
28-22L	DINI2822L	6,60	DINI2822LTB	13,56
35-22L	DINI3522L	21,36	DINI3522LTB	26,17
35-28L	DINI3528L	21,36	DINI3528LTB	27,27
8-6S	DINI0806S	1,78	DINI0806STB	3,47
10-6S	DINI1006S	1,96	DINI1006STB	3,93
10-8S	DINI1008S	1,86	DINI1008STB	3,88
12-6S	DINI1206S	2,48	DINI1206STB	4,59
12-8S	DINI1208S	2,99	DINI1208STB	5,03
12-10S	DINI1210S	2,88	DINI1210STB	5,30
14-10S	DINI1410S	2,75	DINI1410STB	5,86
14-12S	DINI1412S	2,69	DINI1412STB	7,09
16-12S	DINI1612S	2,95	DINI1612STB	6,52
16-14S	DINI1614S	3,18	DINI1614STB	7,43
20-10S	DINI2010S	12,16		
20-12S	DINI2012S	4,91	DINI2012STB	9,19
20-14S	DINI2014S	15,68		
20-16S	DINI2016S	5,02	DINI2016STB	10,31
25-16S	DINI2516S	7,86	DINI2516STB	13,61
25-20S	DINI2520S	9,25	DINI2520STB	15,45
30-20S	DINI3020S	23,34	DINI3020STB	29,23
30-25S	DINI3025S	23,71	DINI3025STB	31,43
38-30S	DINI3830S	29,73	DINI3830STB	43,91



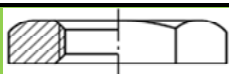
PASATABIQUES RECTO

CUERPO		COMPLETA		
TUBO	CODIGO	TARIFA	CODIGO	TARIFA
6-L	DINIW06L	2,28	DINIW06LTB	3,82
8-L	DINIW08L	2,81	DINIW08LTB	4,32
10-L	DINIW10L	3,43	DINIW10LTB	5,33
12-L	DINIW12L	4,20	DINIW12LTB	6,35
15-L	DINIW15L	5,61	DINIW15LTB	8,65
18-L	DINIW18L	8,05	DINIW18LTB	12,31
22-L	DINIW22L	11,22	DINIW22LTB	14,67
28-L	DINIW28L	13,28	DINIW28LTB	20,61
35-L	DINIW35L	21,95	DINIW35LTB	29,56
42-L	DINIW42L	28,10	DINIW42LTB	42,76
6-S	DINIW06S	3,51	DINIW06STB	5,16
8-S	DINIW08S	3,70	DINIW08STB	5,44
10-S	DINIW10S	4,35	DINIW10STB	6,64
12-S	DINIW12S	5,87	DINIW12STB	8,44
14-S	DINIW14S	7,92	DINIW14STB	11,86
16-S	DINIW16S	8,98	DINIW16STB	13,56
20-S	DINIW20S	13,42	DINIW20STB	16,99
25-S	DINIW25S	19,43	DINIW25STB	25,68
30-S	DINIW30S	24,25	DINIW30STB	33,85
38-S	DINIW38S	54,13	DINIW38STB	68,59



PASATABIQUES 90°

CUERPO		COMPLETA		
TUBO	CODIGO	TARIFA	CODIGO	TARIFA
6-L	DINIW9006L	6,37	DINIW9006LTB	7,91
8-L	DINIW9008L	6,25	DINIW9008LTB	7,76
10-L	DINIW9010L	7,15	DINIW9010LTB	9,05
12-L	DINIW9012L	9,32	DINIW9012LTB	11,47
15-L	DINIW9015L	9,91	DINIW9015LTB	12,95
18-L	DINIW9018L	12,35	DINIW9018LTB	14,53
22-L	DINIW9022L	13,98	DINIW9022LTB	18,83
28-L	DINIW9028L	24,88	DINIW9028LTB	28,63
35-L	DINIW9035L	28,22	DINIW9035LTB	38,27
42-L	DINIW9042L	43,25	DINIW9042LTB	56,44
6-S	DINIW9006S	9,07	DINIW9006STB	10,23
8-S	DINIW9008S	8,46	DINIW9008STB	10,20
10-S	DINIW9010S	8,04	DINIW9010STB	10,33
12-S	DINIW9012S	9,54	DINIW9012STB	12,10
14-S	DINIW9014S	9,24	DINIW9014STB	13,17
16-S	DINIW9016S	12,42	DINIW9016STB	14,87
20-S	DINIW9020S	15,35	DINIW9020STB	20,60
25-S	DINIW9025S	24,41	DINIW9025STB	32,82
30-S	DINIW9030S	30,51	DINIW9030STB	42,80
38-S	DINIW9038S	51,48	DINIW9038STB	65,94

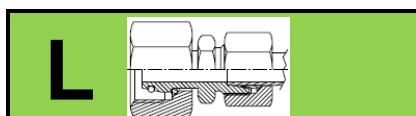


TUERCA PASATABIQUES

6-L		M12*150	DINATM12150	0,54
8-L	6-S	M14*150	DINATM14150	0,69
10-L	8-S	M16*150	DINATM16150	0,71
12-L	10-S	M18*150	DINATM18150	0,84
	12-S	M20*150	DINATM20150	0,99
15-L	14-S	M22*150	DINATM22150	1,19
	16-S	M24*150	DINATM24150	1,43
18-L		M26*150	DINATM26150	1,55
22-L	20-S	M30*200	DINATM30200	2,14
28-L	25-S	M36*200	DINATM36200	2,27
	30-S	M42*200	DINATM42200	2,72
35-L		M45*200	DINATM45200	2,72
42-L	35-S	M52*200	DINATM52200	5,26



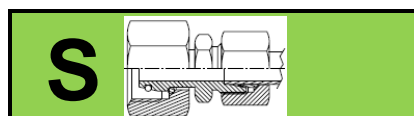
REDUCCIONES



REDUCCION TUBO TUBO

CUERPO COMPLETA

TUBO	CODIGO	TARIFA	CODIGO	TARIFA
8-6L	DINRTT0806L	3,4	DINRTT0806LTB	4,92
10-6L	DINRTT1006L	3,91	DINRTT1006LTB	5,63
10-8L	DINRTT1008L	3,28	DINRTT1008LTB	4,98
12-6L	DINRTT1206L	3,44	DINRTT1206LTB	5,29
12-8L	DINRTT1208L	2,04	DINRTT1208LTB	3,87
12-10L	DINRTT1210L	3,69	DINRTT1210LTB	5,72
15-06L			DINRTT1506LTB	14,36
15-08L	DINRTT1508L	5,89	DINRTT1508LTB	8,17
15-10L	DINRTT1510L	4,35	DINRTT1510LTB	6,83
15-12L	DINRTT1512L	4,1	DINRTT1512LTB	6,70
18-6L	DINRTT1806L	14,69	DINRTT1806LTB	17,23
18-8L	DINRTT1808L	14,7	DINRTT1808LTB	17,23
18-10L	DINRTT1810L	5,44	DINRTT1810LTB	8,52
18-12L	DINRTT1812L	7,32	DINRTT1812LTB	10,52
18-15L	DINRTT1815L	8,11	DINRTT1815LTB	11,77
22-06L			DINRTT2206LTB	19,44
22-08L			DINRTT2208LTB	19,41
22-10L	DINRTT2210L	16,38	DINRTT2210LTB	19,63
22-12L	DINRTT2212L	10,13	DINRTT2212LTB	13,98
22-15L	DINRTT2215L	10,13	DINRTT2215LTB	12,62
22-18L	DINRTT2218L	9,03	DINRTT2218LTB	13,93
28-6L			DINRTT2806LTB	23,07
28-8L			DINRTT2808LTB	24,37
28-10L			DINRTT2810LTB	24,64
28-12L	DINRTT2812L	20,14	DINRTT2812LTB	24,75
28-15L	DINRTT2815L	14,04	DINRTT2815LTB	17,28
28-18L	DINRTT2818L	14,04	DINRTT2818LTB	17,81
28-22L	DINRTT2822L	10,35	DINRTT2822LTB	15,15
35-15L	DINRTT3515L	25,55	DINRTT3515LTB	31,76
35-18L	DINRTT3518L	25,55	DINRTT3518LTB	32,23
35-22L	DINRTT3522L	17,33	DINRTT3522LTB	22,58
35-28L	DINRTT3528L	21,86	DINRTT3528LTB	27,72
42-18L	DINRTT4218L	40,15	DINRTT4218LTB	44,22
42-22L	DINRTT4222L	40,62	DINRTT4222LTB	45,09
42-28L	DINRTT4228L	40,88	DINRTT4228LTB	46,32
42-35L	DINRTT4235L	24,45	DINRTT4235LTB	34,09



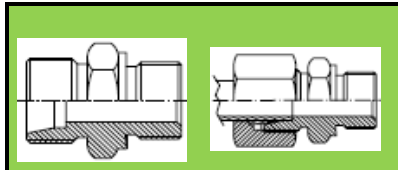
REDUCCION TUBO TUBO

CUERPO COMPLETA

TUBO	CODIGO	TARIFA	CODIGO	TARIFA
8-6S	DINRTT0806S	11,83	DINRTT0806STB	13,53
10-6S	DINRTT1006S	12,95	DINRTT1006STB	13,06
10-8S	DINRTT1008S	12,83	DINRTT1008STB	12,99
12-6S	DINRTT1206S	13,17	DINRTT1206STB	13,37
12-8S	DINRTT1208S	13,17	DINRTT1208STB	13,41
12-10S	DINRTT1210S	5,61	DINRTT1210STB	8,03
14-06S	DINRTT1406S	13,07	DINRTT1406STB	15,51
14-08S	DINRTT1408S	13,09	DINRTT1408STB	15,57
14-10S	DINRTT1410S	13,09	DINRTT1410STB	15,81
14-12S	DINRTT1412S	5,65	DINRTT1412STB	8,90
16-08S	DINRTT1608S	7,81	DINRTT1608STB	10,97
16-10S	DINRTT1610S	15,1	DINRTT1610STB	18,11
16-12S	DINRTT1612S	6,49	DINRTT1612STB	10,06
16-14S	DINRTT1614S	15,82	DINRTT1614STB	19,55
20-6S	DINRTT2006S	18,1	DINRTT2006STB	21,45
20-8S	DINRTT2008S	18,1	DINRTT2008STB	21,49
20-10S	DINRTT2010S	18,1	DINRTT2010STB	21,73
20-12S	DINRTT2012S	11,6	DINRTT2012STB	13,89
20-14S	DINRTT2014S	13,7	DINRTT2014STB	16,33
20-16S	DINRTT2016S	9,91	DINRTT2016STB	13,29
25-12S	DINRTT2506S	22,16	DINRTT2506STB	24,55
25-12S	DINRTT2508S	22,16	DINRTT2508STB	24,58
25-12S	DINRTT2510S	22,16	DINRTT2510STB	24,80
25-12S	DINRTT2512S	13,15	DINRTT2512STB	19,00
25-14S	DINRTT2514S	22,76	DINRTT2514STB	25,97
25-16S	DINRTT2516S	11,29	DINRTT2516STB	16,62
25-20S	DINRTT2520S	11,88	DINRTT2520STB	17,75
30-12S			DINRTT3012STB	33,18
30-16S			DINRTT3016STB	33,08
30-20S			DINRTT3020STB	22,40
30-12S			DINRTT3012STB	33,18
30-16S			DINRTT3016STB	33,08
30-25S			DINRTT3025STB	36,36
38-12S			DINRTT3812STB	42,76
38-16S			DINRTT3816STB	44,51
38-20S			DINRTT3820STB	46,80
38-25S			DINRTT3825STB	52,67
38-30S			DINRTT3830STB	56,54

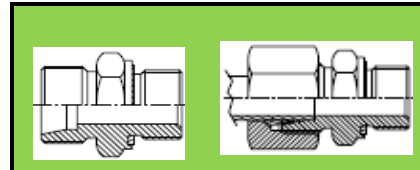


UNIONES MACHO BSPP



UNION MACHO BSPP

CUERPO	COMPLETA
--------	----------



UNION MACHO BSPP C/JUNTA

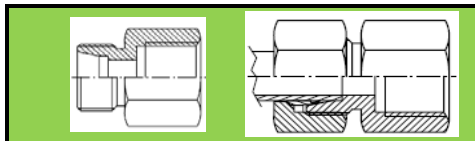
CUERPO	COMPLETA
--------	----------

TUBO	BSPP	CODIGO	TARIFA	CODIGO	TARIFA
6-L	1/8"	DINP0610L	0,61	DINP0610LTB	1,17
6-L	1/4"	DINP0613L	0,64	DINP0613LTB	1,24
6-L	3/8"	DINP0617L	2,14	DINP0617LTB	2,91
6-L	1/2"	DINP0621L	2,19	DINP0621LTB	2,95
8-L	1/8"	DINP0810L	0,79	DINP0810LTB	1,46
8-L	1/4"	DINP0813L	0,83	DINP0813LTB	1,44
8-L	3/8"	DINP0817L	1,22	DINP0817LTB	1,87
8-L	1/2"	DINP0821L	3,39	DINP0821LTB	4,15
10-L	1/8"	DINP1010L	1,64	DINP1010LTB	2,59
10-L	1/4"	DINP1013L	0,77	DINP1013LTB	1,51
10-L	3/8"	DINP1017L	1,09	DINP1017LTB	1,96
10-L	1/2"	DINP1021L	1,40	DINP1021LTB	2,22
12-L	1/4"	DINP1213L	1,59	DINP1213LTB	2,67
12-L	3/8"	DINP1217L	1,03	DINP1217LTB	1,87
12-L	1/2"	DINP1221L	2,36	DINP1221LTB	3,44
12-L	3/4"	DINP1227L	3,24	DINP1227LTB	4,32
15-L	3/8"	DINP1517L	1,22	DINP1517LTB	2,33
15-L	1/2"	DINP1521L	1,57	DINP1521LTB	2,64
15-L	3/4"	DINP1527L	2,87	DINP1527LTB	4,39
18-L	3/8"	DINP1817L	2,06	DINP1817LTB	4,19
18-L	1/2"	DINP1821L	1,47	DINP1821LTB	3,16
18-L	3/4"	DINP1827L	4,28	DINP1827LTB	6,41
22-L	1/2"	DINP2221L	2,23	DINP2221LTB	4,22
22-L	3/4"	DINP2227L	2,23	DINP2227LTB	4,22
22-L	1"	DINP2234L	9,11	DINP2234LTB	11,88
28-L	3/4"	DINP2827L	8,85	DINP2827LTB	13,04
28-L	1"	DINP2834L	4,79	DINP2834LTB	7,75
28-L	1.1/4"				
35-L	1"	DINP3534L	17,32	DINP3534LTB	22,97
35-L	1.1/4"	DINP3542L	12,11	DINP3542LTB	16,25
35-L	1.1/2"				
42-L	1.1/2"	DINP4249L	15,86	DINP4249LTB	24,11
6-S	1/4"	DINP0613S	1,69	DINP0613STB	2,52
8-S	1/4"	DINP0813S	1,68	DINP0813STB	2,55
8-S	3/8"	DINP0817S	2,25	DINP0817STB	3,12
10-S	1/4"	DINP1013S	1,31	DINP1013STB	2,20
10-S	3/8"	DINP1017S	1,53	DINP1017STB	2,43
10-S	1/2"	DINP1021S	2,48	DINP1021STB	3,63
12-S	1/4"	DINP1213S	2,15	DINP1213STB	3,43
12-S	3/8"	DINP1217S	1,44	DINP1217STB	2,39
12-S	1/2"	DINP1221S	2,86	DINP1221STB	4,15
14-S	3/8"	DINP1417S	2,46	DINP1417STB	4,43
14-S	1/2"	DINP1421S	3,39	DINP1421STB	5,36
16-S	3/8"	DINP1617S	3,14	DINP1617STB	5,43
16-S	1/2"	DINP1621S	1,99	DINP1621STB	3,76
16-S	3/4"	DINP1627S	4,93	DINP1627STB	7,22
20-S	1/2"	DINP2021S	5,96	DINP2021STB	8,96
20-S	3/4"	DINP2027S	2,88	DINP2027STB	5,38
20-S	1"				
25-S	3/4"	DINP2527S	8,11	DINP2527STB	13,52
25-S	1"	DINP2534S	8,35	DINP2534STB	13,76
25-S	1.1/4"				
30-S	1"	DINP3034S	12,02	DINP3034STB	17,43
30-S	1.1/4"	DINP3042S	14,11	DINP3042STB	21,02
30-S	1.1/2"				
38-S	1.1/4"	DINP3842S	14,74	DINP3842STB	23,77
38-S	1.1/2"	DINP3849S	17,82	DINP3849STB	23,87

TUBO	BSPP	CODIGO	TARIFA	CODIGO	TARIFA
6-L	1/8"	DINP0610LJ	0,86	DINP0610LJTB	1,63
6-L	1/4"	DINP0613LJ	0,98	DINP0613LJTB	1,75
6-L	3/8"				
6-L	1/2"				
8-L	1/8"	DINP0810LJ	0,98	DINP0810LJTB	1,84
8-L	1/4"	DINP0813LJ	0,86	DINP0813LJTB	1,45
8-L	3/8"	DINP0817LJ	1,20	DINP0817LJTB	1,89
8-L	1/2"				
10-L	1/8"				
10-L	1/4"	DINP1013LJ	0,86	DINP1013LJTB	1,65
10-L	3/8"	DINP1017LJ	1,18	DINP1017LJTB	1,95
10-L	1/2"	DINP1021LJ	1,66	DINP1021LJTB	2,35
12-L	1/4"	DINP1213LJ	1,59	DINP1213LJTB	2,67
12-L	3/8"	DINP1217LJ	1,14	DINP1217LJTB	1,97
12-L	1/2"	DINP1221LJ	2,47	DINP1221LJTB	3,55
12-L	3/4"				
15-L	3/8"	DINP1517LJ	1,62	DINP1517LJTB	2,79
15-L	1/2"	DINP1521LJ	1,62	DINP1521LJTB	2,76
15-L	3/4"	DINP1527LJ	4,88		
18-L	3/8"				
18-L	1/2"	DINP1821LJ	1,83	DINP1821LJTB	3,45
18-L	3/4"	DINP1827LJ	2,97	DINP1827LJTB	5,10
22-L	1/2"	DINP2221LJ	2,63		
22-L	3/4"	DINP2227LJ	2,62	DINP2227LJTB	4,73
22-L	1"	DINP2234LJ	7,28		
28-L	3/4"	DINP2827LJ	7,00		
28-L	1"	DINP2834LJ	4,79	DINP2834LJTB	7,87
28-L	1.1/4"				
35-L	1"				
35-L	1.1/4"	DINP3542LJ	12,19	DINP3542LJTB	16,32
35-L	1.1/2"				
42-L	1.1/2"	DINP4249LJ	15,86	DINP4249LJTB	24,11
6-S	1/4"	DINP0613SJ	1,91	DINP0613SJTB	2,74
8-S	1/4"	DINP0813SJ	1,72	DINP0813SJTB	2,59
8-S	3/8"	DINP0817SJ	2,42	DINP0817SJTB	3,29
10-S	1/4"	DINP1013SJ	1,28	DINP1013SJTB	2,20
10-S	3/8"	DINP1017SJ	1,57	DINP1017SJTB	2,46
10-S	1/2"	DINP1021SJ	2,53	DINP1021SJTB	3,67
12-S	1/4"	DINP1213SJ	2,17	DINP1213SJTB	3,45
12-S	3/8"	DINP1217SJ	1,31	DINP1217SJTB	2,32
12-S	1/2"	DINP1221SJ	2,94	DINP1221SJTB	4,22
14-S	3/8"				
14-S	1/2"	DINP1421SJ	3,39	DINP1421SJTB	5,36
16-S	3/8"	DINP1617SJ	2,86	DINP1617SJTB	5,15
16-S	1/2"	DINP1621SJ	1,83	DINP1621SJTB	3,64
16-S	3/4"	DINP1627SJ	3,21	DINP1627SJTB	5,50
20-S	1/2"				
20-S	3/4"	DINP2027SJ	2,97	DINP2027SJTB	5,36
20-S	1"				
25-S	3/4"	DINP2527SJ	8,11	DINP2527SJTB	13,52
25-S	1"	DINP2534SJ	8,35	DINP2534SJTB	13,76
25-S	1.1/4"				
30-S	1"				
30-S	1.1/4"	DINP3042SJ	13,78	DINP3042SJTB	18,97
30-S	1.1/2"				
38-S	1.1/4"				
38-S	1.1/2"	DINP3849SJ	18,24	DINP3849SJTB	24,25



UNIONES BSPP - TOMAS MANOMETRO



UNION HEMBRA BSPP

CUERPO COMPLETA

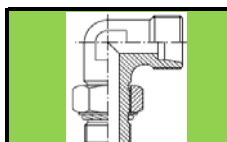
TUBO	BSPP	CODIGO	TARIFA	CODIGO	TARIFA
6-L	1/8"	DINPH0610L	1,84	DINPH0610LTB	2,61
6-L	1/4"				
8-L	1/4"	DINPH0813L	1,89	DINPH0813LTB	2,64
10-L	1/4"	DINPH1013L	1,89	DINPH1013LTB	2,84
10-L	3/8"	DINPH1017L	2,26	DINPH1017LTB	3,21
10-L	1/2"	DINPH1021L	20,29	DINPH1021LTB	21,12
12-L	3/8"	DINPH1217L	2,46	DINPH1217LTB	3,54
12-L	1/2"	DINPH1221L	3,43	DINPH1221LTB	4,50
15-L	1/2"	DINPH1521L	2,86	DINPH1521LTB	4,39
18-L	1/2"	DINPH1821L	3,24	DINPH1821LTB	5,37
22-L	3/4"	DINPH2227L	4,88	DINPH2227LTB	7,65
28-L	1"	DINPH2834L	7,92	DINPH2834LTB	12,11
35-L	1.1/4"	DINPH3542L	29,64	DINPH3542LTB	34,66
42-L	1.1/2"	DINPH4249L	35,42	DINPH4249LTB	42,75
6-S	1/4"	DINPH0613S	2,39	DINPH0613STB	3,22
8-S	1/4"	DINPH0813S	2,39	DINPH0813STB	3,27
10-S	3/8"	DINPH1017S	3,92	DINPH1017STB	5,07
12-S	3/8"	DINPH1217S	5,65	DINPH1217STB	#N/A
14-S	3/8"			DINPH1417STB	#N/A
14-S	1/2"	DINPH1421S	3,96	DINPH1421STB	5,93
16-S	1/2"	DINPH1621S	3,96	DINPH1621STB	6,25
20-S	3/4"	DINPH2027S	6,60	DINPH2027STB	9,60
25-S	1"	DINPH2534S	9,24	DINPH2534STB	12,82
30-S	1.1/4"	DINPH3042S	30,60	DINPH3042STB	36,75
38-S	1.1/2"	DINPH3849S	41,16	DINPH3849STB	44,28



CODO BANJO BSPP

CUERPO COMPLETA

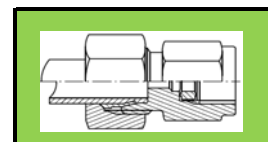
TUBO	BSPP	CODIGO	TARIFA	CODIGO	TARIFA
6-LL	1/8"	DINPBAE0610LL	10,18	DINPBAE0610LLTB	10,88
8-LL	1/8"	DINPBAE0810LL	10,18	DINPBAE0810LLTB	10,99
6-L	1/8"	DINPBAE0610L	10,07	DINPBAE0610LTB	10,84
6-L	1/4"				
8-L	1/4"	DINPBAE0813L	7,87	DINPBAE0813LTB	8,97
10-L	1/4"	DINPBAE1013L	5,98	DINPBAE1013LTB	6,35
12-L	3/8"	DINPBAE1217L	6,78	DINPBAE1217LTB	7,30
12-L	1/2"				
15-L	1/2"	DINPBAE1521L	14,03	DINPBAE1521LTB	14,01
18-L	1/2"	DINPBAE1821L	22,31	DINPBAE1821LTB	24,17
22-L	3/4"	DINPBAE2227L	29,87	DINPBAE2227LTB	32,03
28-L	1"	DINPBAE2834L	56,54	DINPBAE2834LTB	59,47
35-L	1.1/4"	DINPBAE3542L	93,84	DINPBAE3542LTB	98,37
42-L	1.1/2"	DINPBAE4249L	119,51	DINPBAE4249LTB	126,11
6-S	1/4"	DINPBAE0613S	13,57	DINPBAE0613STB	12,60
8-S	1/4"	DINPBAE0813S	13,59	DINPBAE0813STB	12,65
10-S	3/8"	DINPBAE1017S	14,96	DINPBAE1017STB	15,96
12-S	3/8"	DINPBAE1217S	16,21	DINPBAE1217STB	17,33
14-S	3/8"				
14-S	1/2"	DINPBAE1421S	21,47	DINPBAE1421STB	23,19
16-S	1/2"	DINPBAE1621S	13,97	DINPBAE1621STB	16,60
20-S	3/4"	DINPBAE2027S	29,61	DINPBAE2027STB	31,94
25-S	1"	DINPBAE2534S	56,54	DINPBAE2534STB	60,33
30-S	1.1/4"	DINPBAE3042S	93,84	DINPBAE3042STB	99,38
38-S	1.1/2"	DINPBAE3849S	119,51	DINPBAE3849STB	126,74



CODO ORIENT. BSPP

CUERPO


TUBO	BSPP	CODIGO	TARIFA
6-L	1/8"	DINP9000610L	7,21
8-L	1/4"	DINP9000813L	8,18
10-L	1/4"	DINP9001013L	8,18
12-L	3/8"	DINP9001217L	10,68
15-L	1/2"	DINP9001521L	14,08
18-L	1/2"	DINP9001821L	17,56
22-L	3/4"	DINP9002227L	19,17
16-S	1/2"	DINP9001621S	19,40
20-S	3/4"	DINP9002027S	19,17
25-S	1"	DINP9002534S	38,00



MANOMETRO

COMPLETA

TUBO	ROSCA	CODIGO	TARIFA
6-L	1/4"	DINPMA0613LTB	2,75
8-L	1/4"	DINPMA0813LTB	2,73
10-L	1/4"	DINPMA1013LTB	2,84
12-L	1/4"	DINPMA1213LTB	2,94
6-S	1/2"	DINPMA0621STB	9,27
8-S	1/2"	DINPMA0821STB	9,44
10-S	1/2"	DINPMA1021STB	9,78
12-S	1/2"	DINPMA1221STB	10,25

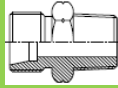


ARANDELA MANOMETRO

MANOMETRO	CODIGO	TARIFA
1/4"	DINAARM13	1,65
1/2"	DINAARM21	1,70



UNIONES BSPT

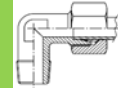


UNION MACHO BSPT

CUERPO

COMPLETA

TUBO	BSPT	CODIGO	TARIFA	CODIGO	TARIFA
4-LL	1/8"	DINT0410LL	0,94	DINT0410LLTB	1,63
6-LL	1/8"	DINT0610LL	0,94	DINT0610LLTB	1,64
8-LL	1/8"	DINT0810LL	0,96	DINT0810LLTB	1,78
8-LL	1/4"	DINT0813LL	1,09		
10-LL	1/8"	DINT0810LL	0,96		
6-L	1/8"	DINT0610L	0,98	DINT0610LTB	1,75
6-L	1/4"	DINT0613L	1,36	DINT0613LTB	2,13
8-L	1/8"				
8-L	1/4"	DINT0813L	1,35	DINT0813LTB	2,11
8-L	3/8"				
8-L	1/2"				
10-L	1/8"				
10-L	1/4"	DINT1013L	1,34	DINT1013LTB	2,29
10-L	3/8"	DINT1017L	1,65	DINT1017LTB	2,60
10-L	1/2"				
12-L	1/4"	DINT1213L	1,69	DINT1213LTB	2,77
12-L	3/8"	DINT1217L	1,69	DINT1217LTB	2,77
12-L	1/2"	DINT1221L	2,26	DINT1221LTB	3,34
15-L	3/8"	DINT1517L	1,76	DINT1517LTB	3,29
15-L	1/2"	DINT1521L	2,28	DINT1521LTB	3,80
18-L	1/2"	DINT1821L	3,04	DINT1821LTB	5,17
22-L	3/4"	DINT2227L	3,96	DINT2227LTB	6,73
28-L	1"				
35-L	1.1/4"				
42-L	1.1/2"				
6-S	1/4"	DINT0613S	1,51	DINT0613STB	2,34
8-S	1/4"	DINT0813S	1,72	DINT0813STB	2,60
8-S	3/8"				
8-S	1/2"				
10-S	1/4"				
10-S	3/8"	DINT1017S	1,59	DINT1017STB	2,73
10-S	1/2"				
12-S	3/8"	DINT1217S	2,24	DINT1217STB	3,53
12-S	1/2"				
14-S	1/2"	DINT1421S	9,69		
16-S	1/2"	DINT1621S	3,43	DINT1621STB	5,72
20-S	3/4"	DINT2027S	6,14	DINT2027STB	9,14
25-S	1"				
30-S	1.1/4"				
38-S	1.1/2"				



CODO MACHO BSPT

CUERPO

COMPLETA

TUBO	BSPT	CODIGO	TARIFA	CODIGO	TARIFA
4-LL	1/8"	DINT900410LL	2,98	DINT900410LLTB	3,67
6-LL	1/8"	DINT900610LL	2,98	DINT900610LLTB	3,68
8-LL	1/8"	DINT900810LL	3,45	DINT900810LLTB	4,27
10-LL	1/8"	DINT901013LL	5,15		
6-L	1/8"	DINT900610L	1,79	DINT900610LTB	2,34
6-L	1/4"	DINT900613L	1,79	DINT900613LTB	2,36
8-L	1/8"	DINT900810L	2,36	DINT900810LTB	2,91
8-L	1/4"	DINT900813L	2,36	DINT900813LTB	2,91
8-L	3/8"	DINT900817L	5,36	DINT900817LTB	6,12
8-L	1/2"				
10-L	1/8"				
10-L	1/4"	DINT901013L	2,31	DINT901013LTB	2,94
10-L	3/8"	DINT901017L	3,87	DINT901017LTB	4,82
10-L	1/2"	DINT901021L	7,19	DINT901021LTB	8,14
12-L	1/4"	DINT901213L	3,82	DINT901213LTB	4,89
12-L	3/8"	DINT901217L	2,25	DINT901217LTB	3,08
12-L	1/2"	DINT901221L	7,40	DINT901221LTB	8,48
15-L	3/8"	DINT901517L	7,06	DINT901517LTB	8,58
15-L	1/2"	DINT901521L	4,60	DINT901521LTB	5,61
18-L	1/2"	DINT901821L	6,72	DINT901821LTB	8,08
22-L	3/4"	DINT902227L	14,75	DINT902227LTB	17,17
28-L	1"	DINT902834L	19,86	DINT902834LTB	23,52
35-L	1.1/4"	DINT903542L	27,35	DINT903542LTB	32,38
42-L	1.1/2"	DINT904249L	42,84	DINT904249LTB	45,15
6-S	1/4"	DINT900613S	4,16	DINT900613STB	4,98
8-S	1/4"	DINT900813S	4,75	DINT900813STB	5,62
8-S	3/8"				
8-S	1/2"				
10-S	1/4"				
10-S	3/8"	DINT901017S	5,39	DINT901017STB	6,53
10-S	1/2"				
12-S	3/8"	DINT901217S	3,83	DINT901217STB	4,65
12-S	1/2"	DINT901221S	7,24	DINT901221STB	8,52
14-S	1/2"	DINT901421S	6,16	DINT901421STB	7,07
16-S	1/2"	DINT901621S	4,53	DINT901621STB	6,66
20-S	3/4"	DINT902027S	13,43	DINT902027STB	13,36
25-S	1"	DINT902534S	17,25	DINT902534STB	20,25
30-S	1.1/4"	DINT903042S	42,03	DINT903042STB	43,36
38-S	1.1/2"	DINT903849S	55,13		



UNIONES NPT - UNF



UNION MACHO NPT

CUERPO	COMPLETA
--------	----------

TUBO	NPT	CODIGO	TARIFA	CODIGO	TARIFA
4-LL	1/8"			DINN0410LLTB	2,89
6-LL	1/8"			DINN0610LLTB	2,83
8-LL	1/8"			DINN0810LLTB	3,18
6-L	1/8"	DINN0610L	1,18	DINN0610LTB	1,95
6-L	1/4"	DINN0613L	1,62	DINN0613LTB	2,39
6-L	3/8"				
8-L	1/8"				
8-L	1/4"	DINN0813L	1,55	DINN0813LTB	2,31
8-L	3/8"				
8-L	1/2"				
10-L	1/4"	DINN1013L	1,94	DINN1013LTB	2,89
10-L	3/8"			DINN1017LTB	4,40
10-L	1/2"				
12-L	1/4"	DINN1213L	1,63	DINN1213LTB	2,71
12-L	3/8"	DINN1217L	1,95	DINN1217LTB	3,02
12-L	1/2"	DINN1221L	3,04	DINN1221LTB	4,12
15-L	3/8"				
15-L	1/2"	DINN1521L	3,21	DINN1521LTB	4,74
18-L	1/2"	DINN1821L	3,30	DINN1821LTB	5,43
18-L	3/4"				
22-L	3/4"	DINN2227L	4,55	DINN2227LTB	7,32
28-L	1"	DINN2834L	11,76	DINN2834LTB	13,96
35-L	1.1/4"	DINN3542L	22,15	DINN3542LTB	24,71
42-L	1.1/2"	DINN4249L	26,69	DINN4249LTB	34,02
6-S	1/8"				
6-S	1/4"	DINN0613S	1,63	DINN0613STB	2,46
6-S	3/8"				
8-S	1/4"	DINN0813S	2,15	DINN0813STB	3,02
8-S	3/8"				
8-S	1/2"				
10-S	1/4"	DINN1013S	1,36	DINN1013STB	2,51
10-S	3/8"	DINN1017S	2,43	DINN1017STB	3,58
10-S	1/2"				
12-S	1/4"				
12-S	3/8"	DINN1217S	3,04	DINN1217STB	4,32
12-S	1/2"	DINN1221S	2,72	DINN1221STB	4,00
14-S	1/2"	DINN1421S	2,72	DINN1421STB	4,69
16-S	1/2"	DINN1621S	3,66	DINN1621STB	5,95
16-S	3/4"				
20-S	1/2"				
20-S	3/4"	DINN2027S	5,00	DINN2027STB	8,00
20-S	1"				
25-S	3/4"	DINN2534S	8,18	DINN2534STB	13,59
25-S	1"	DINN2534S	8,18	DINN2534STB	13,59
30-S	1"				
30-S	1.1/4"	DINN3042S	23,66	DINN3042STB	27,18
38-S	1.1/2"	DINN3849S	29,95	DINN3849STB	37,98



CODO MACHO NPT

CUERPO	COMPLETA
--------	----------

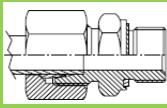
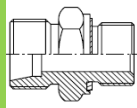
TUBO	NPT	CODIGO	TARIFA	CODIGO	TARIFA
4-LL	1/8"			DINN900410LLTB	7,31
6-LL	1/8"			DINN900610LLTB	7,37
8-LL	1/8"			DINN900810LLTB	8,30
6-L	1/8"	DINN900610L	2,47	DINN900610LTB	3,24
6-L	1/4"	DINN900613L	4,05	DINN900613LTB	4,82
8-L	1/4"	DINN900813L	4,05	DINN900813LTB	4,81
10-L	1/4"	DINN901013L	4,62	DINN901013LTB	5,57
12-L	1/4"	DINN901213L	5,33	DINN901213LTB	6,41
12-L	3/8"	DINN901217L	5,48	DINN901217LTB	6,56
12-L	1/2"	DINN901221L	7,21	DINN901221LTB	8,29
15-L	1/2"	DINN901521L	8,18	DINN901521LTB	9,70
18-L	1/2"	DINN901821L	9,62	DINN901821LTB	11,75
22-L	3/4"	DINN902227L	13,01	DINN902227LTB	15,44
28-L	1"	DINN902834L	19,86	DINN902834LTB	23,52
35-L	1.1/4"	DINN903542L	42,03	DINN903542LTB	42,36
42-L	1.1/2"	DINN904249L	55,13	DINN904249LTB	61,72
6-S	1/4"	DINN900613S	6,76	DINN900613STB	7,58
8-S	1/4"	DINN900813S	7,84	DINN900813STB	8,71
10-S	3/8"	DINN901017S	8,62	DINN901017STB	9,77
12-S	3/8"	DINN901217S	6,15	DINN901217STB	7,43
14-S	1/2"	DINN901421S	22,08	DINN901421STB	23,80
16-S	1/2"	DINN901621S	8,92	DINN901621STB	11,21
20-S	3/4"	DINN902027S	12,98	DINN902027STB	13,98
25-S	1"	DINN902534S	18,82	DINN902534STB	23,55
30-S	1.1/4"	DINN903042S	42,03	DINN903042STB	43,36
38-S	1.1/2"	DINN903849S	55,13	DINN903849STB	62,35

UNION MACHO UNF
CUERPO

TUBO	UNF	CODIGO	TARIFA
8-L	7/16 UNF	DINU0408L	1,94
10-L	7/16 UNF	DINU0410L	2,34
12-L	9/16 UNF	DINU0612L	10,88
12-L	3/4 UNF	DINU0812L	12,01
12-L	7/8 UNF	DINU1012L	3,95
15-L	3/4 UNF	DINU0815L	4,07
18-L	3/4 UNF	DINU0818L	3,92
18-L	7/8 UNF	DINU1018L	3,95
22-L	7/8 UNF	DINU1022L	14,65
22-L	1 1/16 UNF	DINU1222L	14,97
22-L	1 5/16 UNF	DINU1622L	18,36
28-L	1 1/16 UNF	DINU1228L	18,56
28-L	1 5/16 UNF	DINU1628L	18,65
35-L	1 5/16 UNF	DINU1635L	24,11
35-L	1 5/8 UNF	DINU2035L	24,44
42-L	1 5/8 UNF	DINU2042L	28,86
8-S	7/16 UNF	DINU0408S	10,25
8-S	3/4 UNF	DINU0812S	12,32
10-S	9/16 UNF	DINU0610S	11,08
12-S	9/16 UNF	DINU0612S	12,00
16-S	3/4 UNF	DINU0816S	13,70
20-S	3/4 UNF	DINU0820S	15,08
20-S	7/8 UNF	DINU1020S	15,67
20-S	1 1/16 UNF	DINU1220S	16,41
25-S	1 5/16 UNF	DINU1625S	26,95
30-S	1 5/16 UNF	DINU1630S	32,85



UNIONES METRICAS

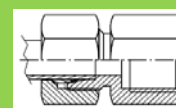
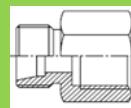


UNION MACHO METRICA CON JUNTA

CUERPO

COMPLETA

TUBO	ROSCA	CODIGO	TARIFA	CODIGO	TARIFA
6-L	M.10*100	DINM0610LJ	1,46	DINM0610LJTB	2,23
8-L	M.12*150	DINM0812LJ	1,89	DINM0812LJTB	2,64
10-L	M.14*150	DINM1014LJ	1,68	DINM1014LJTB	2,63
10-L	M.16*150	DINM1016LJ	2,63	DINM1016LJTB	3,58
10-L	M.18*150	DINM1018LJ	3,79	DINM1018LJTB	4,74
10-L	M.22*150	DINM1022LJ	4,03		
12-L	M.16*150	DINM1216LJ	2,10	DINM1216LJTB	3,18
12-L	M.18*150	DINM1218LJ	3,10		
12-L	M.22*150	DINM1222LJ	4,02	DINM1222LJTB	5,10
15-L	M.18*150	DINM1518LJ	3,14	DINM1518LJTB	4,66
15-L	M.22*150	DINM1522LJ	4,07	DINM1522LJTB	5,60
18-L	M.18*150	DINM1818LJ	10,56		
18-L	M.22*150	DINM1822LJ	3,47	DINM1822LJTB	5,60
22-L	M.26*150	DINM2226LJ	6,28	DINM2226LJTB	9,05
28-L	M.33*2	DINM2833LJ	8,38	DINM2833LJTB	12,57
35-L	M.42*2	DINM3542LJ	14,46	DINM3542LJTB	20,12
42-L	M.48*2	DINM4248LJ	23,91	DINM4248LJTB	31,24
6-S	M.12*150	DINM0612SJ	1,54	DINM0612SJTB	2,37
6-S	M.14*150				
8-S	M.14*150	DINM0814SJ	2,25		
10-S	M.16*150	DINM1016SJ	1,99	DINM1016SJTB	3,14
10-S	M.14*150				
12-S	M.18*150	DINM1218SJ	3,37	DINM1218SJTB	4,65
14-S	M.20*150	DINM1420SJ	2,99	DINM1420SJTB	4,96
16-S	M.22*150	DINM1622SJ	4,39	DINM1622SJTB	6,68
20-S	M.27*2	DINM2027SJ	6,99		
25-S	M.33*2	DINM2533SJ	7,71	DINM2533SJTB	13,12
30-S	M.42*2	DINM3042SJ	13,60	DINM3042SJTB	18,81
38-S	M.48*2	DINM3848SJ	15,86	DINM3848SJTB	24,90



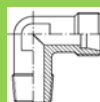
HEMBRA MET

COMPLETA

HEMBRA MET

COMPLETA

TUBO	ROSCA	CODIGO	TARIFA	CODIGO	TARIFA
6-L	M.10*100	DINMH0610L	8,96	DINMH0610LTB	10,26
8-L	M.12*150	DINMH0812L	9,79	DINMH0812LTB	10,54
10-L	M.14*150	DINMH1014L	10,56	DINMH1014LTB	11,37
10-L	M.16*150				
10-L	M.18*150				
10-L	M.22*150				
12-L	M.16*150	DINMH1216L	11,57	DINMH1216LTB	12,63
12-L	M.18*150				
12-L	M.22*150				
15-L	M.18*150	DINMH1518L	12,74	DINMH1518LTB	14,24
15-L	M.22*150				
18-L	M.18*150				
18-L	M.22*150	DINMH1822L	13,75	DINMH1822LTB	15,40
22-L	M.26*150	DINMH2226L	14,59	DINMH2226LTB	16,92
28-L	M.33*2				
35-L	M.42*2				
42-L	M.48*2				
6-S	M.12*150	DINMH0612S	9,85	DINMH0612STB	11,21
6-S	M.14*150				
8-S	M.14*150	DINMH0814S	10,62	DINMH0814STB	11,48
10-S	M.16*150	DINMH1016S	11,63	DINMH1016STB	12,64
10-S	M.14*150				
12-S	M.18*150	DINMH1218S	12,47	DINMH1218STB	13,73
14-S	M.20*150	DINMH1420S	13,55	DINMH1420STB	13,45
16-S	M.22*150				
20-S	M.27*2	DINMH2027S	16,34	DINMH2027STB	18,87
25-S	M.33*2				
30-S	M.42*2				
38-S	M.48*2				

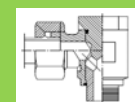


CODO 90° METRICA CONICA

CUERPO

COMPLETA

TUBO	ROSCA	CODIGO	TARIFA	CODIGO	TARIFA
4-LL	M.8*100	DINM900408LL	2,72	DINM900408LLTB	3,41
6-LL	M.10*100	DINM900610LL	3,03	DINM900610LLTB	3,73
8-LL	M.10*100	DINM900810LL	3,63	DINM900810LLTB	4,44
6-L	M.10*100	DINM900610L	4,00	DINM900610LTB	4,77
8-L	M.12*150			DINM900812LTB	5,39
10-L	M.14*150			DINM901014LTB	6,24
12-L	M.16*150	DINM901216L	6,00	DINM901216LTB	7,08
15-L	M.18*150	DINM901518L	8,05	DINM901518LTB	9,57
18-L	M.22*150			DINM901822LTB	26,86
22-L	M.26*150				
6-S	M.12*150	DINM900612S	21,51	DINM900612STB	22,24
8-S	M.14*150	DINM901408S	22,06	DINM901408STB	22,83
10-S	M.16*150	DINM901610S	6,05	DINM901610STB	7,20
12-S	M.18*150				
14-S	M.20*150	DINM902014S	24,81	DINM902014STB	23,59
16-S	M.22*150	DINM902216S	25,21	DINM902216STB	26,99



CODO BANJO METRICO

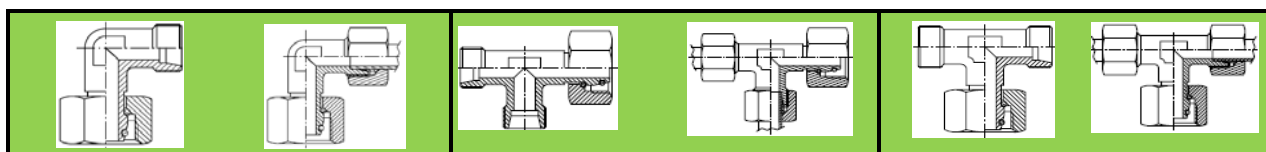
CUERPO

COMPLETA

TUBO	ROSCA	CODIGO	TARIFA	CODIGO	TARIFA
6-LL	M.10*100	DINMBAE0610LL	11,51	DINMBAE0610LLTB	12,21
8-LL	M.10*100	DINMBAE0810LL	11,51	DINMBAE0810LLTB	12,33
6-L	M.10*100	DINMBAE0610L	11,51	DINMBAE0610LTB	12,28
8-L	M.12*150	DINMBAE0812L	13,37	DINMBAE0812LTB	14,04
10-L	M.14*150	DINMBAE1014L	13,37	DINMBAE1014LTB	14,21
12-L	M.16*150	DINMBAE1216L	18,19	DINMBAE1216LTB	19,14
15-L	M.18*150	DINMBAE1518L	23,08	DINMBAE1518LTB	24,42
18-L	M.22*150	DINMBAE1822L	22,47	DINMBAE1822LTB	24,13
22-L	M.26*150	DINMBAE2226L	40,45	DINMBAE2226LTB	42,60
28-L	M.33*2	DINMBAE2833L	63,64	DINMBAE2833LTB	66,57
35-L	M.42*2	DINMBAE3542L	105,57	DINMBAE3542LTB	110,10
42-L	M.48*2	DINMBAE4248L	134,45	DINMBAE4248LTB	141,05
8-S	M.14*150	DINMBAE0814S	13,40	DINMBAE0814STB	15,39
10-S	M.16*150	DINMBAE1016S	18,21	DINMBAE1016STB	19,21
12-S	M.18*150	DINMBAE1218S	23,08	DINMBAE1218STB	24,20
14-S	M.20*150	DINMBAE1420S	23,09		
16-S	M.22*150	DINMBAE1622S	22,47	DINMBAE1622STB	24,25
20-S	M.27*2	DINMBAE2027S	40,47	DINMBAE2027STB	42,81
25-S	M.33*2	DINMBAE2533S	63,64	DINMBAE2533STB	67,43
30-S	M.42*2	DINMBAE3042S	105,57	DINMBAE3042STB	111,10
38-S	M.48*2	DINMBAE3848S	134,45	DINMBAE3848STB	141,68



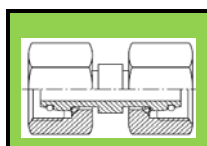
UNIONES ORIENTABLES



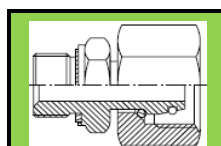
RACOR EN CODO TUBO-TLOCA **TE ORIENTABLE LATERAL** **TE ORIENTABLE CENTRAL**

CUERPO **COMPLETA** **CUERPO** **COMPLETA** **CUERPO** **COMPLETA**

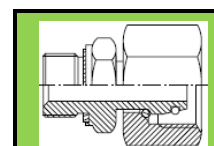
TUBO	CODIGO	TARIFA	CODIGO	TARIFA	CODIGO	TARIFA	CODIGO	TARIFA	CODIGO	TARIFA		
6-L	DINTB9006L	3,25	DINTB9006LTB	3,77	DINITL06L	6,60	DINITL06LTB	8,13	DINITC06L	6,60	DINITC06LTB	8,13
8-L	DINTB9008L	3,63	DINTB9008LTB	4,42	DINITL08L	6,93	DINITL08LTB	8,44	DINITC08L	7,15	DINITC08LTB	8,66
10-L	DINTB9010L	3,44	DINTB9010LTB	4,16	DINITL10L	6,71	DINITL10LTB	8,61	DINITC10L	6,71	DINITC10LTB	8,61
12-L	DINTB9012L	3,51	DINTB9012LTB	4,18	DINITL12L	7,75	DINITL12LTB	9,90	DINITC12L	7,66	DINITC12LTB	9,81
15-L	DINTB9015L	5,61	DINTB9015LTB	6,59	DINITL15L	11,64	DINITL15LTB	12,85	DINITC15L	11,31	DINITC15LTB	12,57
18-L	DINTB9018L	6,25	DINTB9018LTB	7,54	DINITL18L	12,80	DINITL18LTB	14,93	DINITC18L	13,86	DINITC18LTB	17,58
22-L	DINTB9022L	10,82	DINTB9022LTB	12,57	DINITL22L	16,31	DINITL22LTB	21,16	DINITC22L	16,17	DINITC22LTB	21,02
28-L	DINTB9028L	13,28	DINTB9028LTB	14,02	DINITL28L	26,00	DINITL28LTB	32,51	DINITC28L	26,69	DINITC28LTB	33,21
35-L	DINTB9035L	34,56	DINTB9035LTB	39,58	DINITL35L	32,86	DINITL35LTB	42,91	DINITC35L	32,86	DINITC35LTB	42,91
42-L	DINTB9042L	45,33	DINTB9042LTB	51,92	DINITL42L	46,20	DINITL42LTB	59,39	DINITC42L	46,20	DINITC42LTB	59,39
6-S	DINTB9006S	6,60	DINTB9006STB	7,43	DINITL06S	7,15	DINITL06STB	8,80	DINITC06S	7,26	DINITC06STB	8,91
8-S	DINTB9008S	7,26	DINTB9008STB	8,13	DINITL08S	7,99	DINITL08STB	9,73	DINITC08S	7,23	DINITC08STB	8,97
10-S	DINTB9010S	5,05	DINTB9010STB	5,75	DINITL10S	10,56	DINITL10STB	12,85	DINITC10S	10,56	DINITC10STB	12,85
12-S	DINTB9012S	5,71	DINTB9012STB	6,47	DINITL12S	13,20	DINITL12STB	13,80	DINITC12S	12,31	DINITC12STB	13,01
14-S	DINTB9014S	7,67	DINTB9014STB	8,86	DINITL14S	12,70	DINITL14STB	16,15	DINITC14S	13,85	DINITC14STB	15,57
16-S	DINTB9016S	8,27	DINTB9016STB	9,72	DINITL16S	14,82	DINITL16STB	18,83	DINITC16S	13,88	DINITC16STB	17,89
20-S	DINTB9020S	10,99	DINTB9020STB	12,88	DINITL20S	16,59	DINITL20STB	21,84	DINITC20S	17,33	DINITC20STB	22,57
25-S	DINTB9025S	15,69	DINTB9025STB	18,74	DINITL25S	28,75	DINITL25STB	37,17	DINITC25S	28,75	DINITC25STB	37,17
30-S	DINTB9030S	24,15	DINTB9030STB	25,40	DINITL30S	36,30	DINITL30STB	43,73	DINITC30S	36,96	DINITC30STB	44,33
38-S	DINTB9038S	33,83	DINTB9038STB	55,40	DINITL38S	50,40	DINITL38STB	64,86	DINITC38S	60,31	DINITC38STB	74,77



**UNION
TUERCA LOCA DIN**



**MACHO METRICA
TUERCA LOCA DIN**



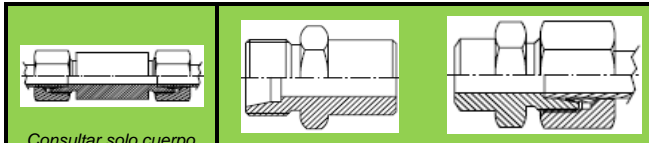
**MACHO BSPP
TUERCA LOCA DIN**

TUBO	CODIGO	TARIFA	TUBO METRICA	CODIGO	TARIFA
6-L	DINGG06L	9,72	6-L 10*1	DINMG0610LJ	11,34
8-L	DINGG08L	4,45	8-L 12*1,5	DINMG0812LJ	12,57
10-L	DINGG10L	5,07	10-L 14*1,5	DINMG1014LJ	14,07
12-L	DINGG12L	6,03	12-L 16*1,5	DINMG1216LJ	13,95
15-L	DINGG15L	7,79	15-L 18*1,5	DINMG1518LJ	14,92
18-L	DINGG18L	9,84	18-L 22*1,5	DINMG1822LJ	16,67
22-L	DINGG22L	17,36	22-L 26*1,5	DINMG2226LJ	21,36
28-L	DINGG28L	21,26	28-L 33*2	DINMG2833LJ	27,08
35-L	DINGG35L	28,78	35-L 42*2	DINMG3542LJ	41,37
42-L	DINGG42L	41,27	42-L 48*2	DINMG4248LJ	49,87
6-S	DINGG06S	10,22	6-S 12*1,5	DINMG0612SJ	12,32
8-S	DINGG08S	11,24	8-S 14*1,5	DINMG0814SJ	13,50
10-S	DINGG10S	12,47	10-S 16*1,5	DINMG1016SJ	14,25
12-S	DINGG12S	13,46	12-S 18*1,5	DINMG1218SJ	14,70
14-S	DINGG14S	13,52	14-S 20*1,5	DINMG1420SJ	17,73
16-S	DINGG16S	9,54	16-S 22*1,5	DINMG1622SJ	14,33
20-S	DINGG20S	18,31	20-S 27*2	DINMG2027SJ	23,95
25-S	DINGG25S	23,86	25-S 33*2	DINMG2533SJ	24,29
30-S	DINGG30S	31,53	30-S 42*2	DINMG3042SJ	40,31
38-S	DINGG38S	42,87	38-S 48*2	DINMG3848SJ	54,16

TUBO	BSPP	CODIGO	TARIFA
6-L	1/8	DINPG0610LJ	2,26
8-L	1/4	DINPG0813LJ	3,26
10-L	1/4	DINPG1013LJ	3,61
12-L	1/4	DINPG1213LJ	12,81
12-L	3/8	DINPG1217LJ	3,91
15-L	1/2	DINPG1521LJ	5,09
18-L	1/2	DINPG1821LJ	5,32
22-L	3/4	DINPG2227LJ	6,52
28-L	1"	DINPG2834LJ	11,31
35-L	1.1/4	DINPG3542LJ	18,90
42-L	1.1/2	DINPG4249LJ	24,00
6-S	1/4	DINPG0613SJ	3,16
8-S	1/4	DINPG0813SJ	3,34
10-S	3/8	DINPG1017SJ	3,71
12-S	3/8	DINPG1217SJ	4,13
14-S	1/2	DINPG1421SJ	4,84
16-S	1/2	DINPG1621SJ	5,50
20-S	3/4	DINPG2027SJ	8,33
25-S	1"	DINPG2534SJ	12,60
30-S	1.1/4	DINPG3042SJ	20,70
38-S	1.1/2	DINPG3849SJ	28,21



UNIONES SOLDABLES Y ANTIRRETORNOS



Consultar solo cuerpo

PAS. SOLDAR

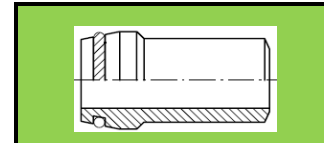
RACOR RECTO SOLDAR

COMPLETA

CUERPO

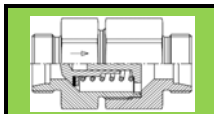
COMPLETA

TUBO	CODIGO	TARIFA	CODIGO	TARIFA	CODIGO	TARIFA
6-L	DINIWS06LTB	18,99	DINAS06L	1,32	DINAS06LTB	2,09
8-L	DINIWS08LTB	15,30	DINAS08L	1,36	DINAS08LTB	2,12
10-L	DINIWS10LTB	18,44	DINAS10L	1,59	DINAS10LTB	2,54
12-L	DINIWS12LTB	17,28	DINAS12L	1,62	DINAS12LTB	2,70
15-L	DINIWS15LTB	23,31	DINAS15L	1,87	DINAS15LTB	3,39
18-L	DINIWS18LTB	24,40	DINAS18L	2,46	DINAS18LTB	4,59
22-L	DINIWS22LTB	23,90	DINAS22L	4,22	DINAS22LTB	6,99
28-L	DINIWS28LTB	26,26	DINAS28L	6,99	DINAS28LTB	11,18
35-L	DINIWS35LTB	41,45	DINAS35L	10,56	DINAS35LTB	14,90
42-L	DINIWS42LTB	48,26	DINAS42L	13,98	DINAS42LTB	22,23
6-S	DINIWS06STB	18,63	DINAS06S	9,60	DINAS06STB	10,43
8-S	DINIWS08STB	19,33	DINAS08S	10,25	DINAS08STB	11,12
10-S	DINIWS10STB	17,63	DINAS10S	4,50	DINAS10STB	5,65
12-S	DINIWS12STB	20,51	DINAS12S	5,68	DINAS12STB	6,96
14-S	DINIWS14STB	24,88	DINAS14S	2,55	DINAS14STB	4,52
16-S	DINIWS16STB	22,23	DINAS16S	3,18	DINAS16STB	5,47
20-S	DINIWS20STB	23,71	DINAS20S	4,63	DINAS20STB	7,63
25-S	DINIWS25STB	35,55	DINAS25S	8,59	DINAS25STB	14,00
30-S	DINIWS30STB	41,60	DINAS30S	11,90	DINAS30STB	17,33
38-S	DINIWS38STB	52,91	DINAS38S	14,61	DINAS38STB	23,65



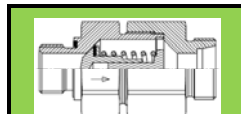
PUNTA SOLDAR

TUBO	CODIGO	TARIFA
15-L	15x2,5 DINASP15L	3,91
18-L	18x2,5 DINASP18L	4,55
22-L	22x2,5 DINASP22L	4,77
28-L	28x3 DINASP28L	5,99
8-S	8x1,5 DINASP08S150	1,47
10-S	10x2 DINASP10S200	1,59
12-S	12x2,5 DINASP12S	1,83
12-S	14x2 DINASP14S200	5,45
14-S	14x3 DINASP14S300	11,45
16-S	16x2 DINASP16S200	5,68
16-S	16x2,5 DINASP16S250	5,68
16-S	16x3 DINASP16S300	3,01
20-S	20x2,5 DINASP20S250	7,75
20-S	20x3 DINASP20S300	7,75
20-S	22x4 DINASP20S400	3,29
25-S	25x4 DINASP25S400	4,40
30-S	30x4 DINASP30S400	12,84
30-S	30x5 DINASP30S500	6,18
38-S	38x5 DINASP38S500	10,37
38-S	38x5 DINASP38S500	10,37



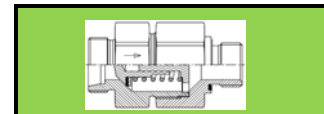
ANTIRRETORNO TUBO->TUBO CUERPO

TUBO	CODIGO	TARIFA
6-L	DINIVA06L	55,43
8-L	DINIVA08L	55,75
10-L	DINIVA10L	55,75
12-L	DINIVA12L	66,18
15-L	DINIVA15L	76,64
18-L	DINIVA18L	78,46
22-L	DINIVA22L	103,69
28-L	DINIVA28L	109,74
35-L	DINIVA35L	197,40
42-L	DINIVA42L	205,44
6-S	DINIVA06S	55,85
8-S	DINIVA08S	56,13
10-S	DINIVA10S	66,32
12-S	DINIVA12S	66,94
14-S	DINIVA14S	77,47
16-S	DINIVA16S	78,72
20-S	DINIVA20S	105,04
25-S	DINIVA25S	115,60
30-S	DINIVA30S	203,11
38-S	DINIVA38S	215,97



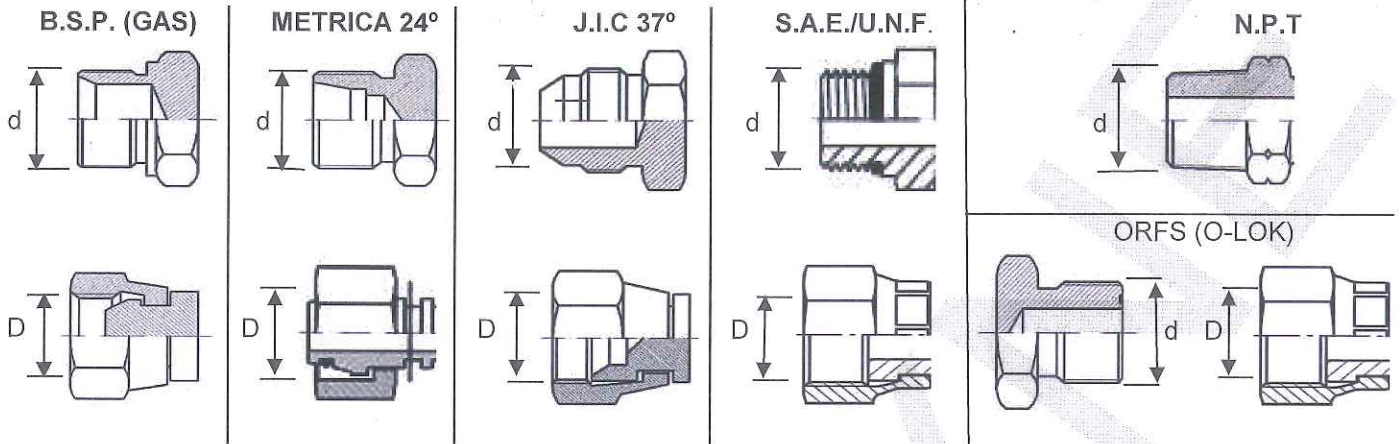
ANTIRRETORNO ROSCA->TUBO CUERPO

ROSCA	TUBO	CODIGO	TARIFA
1/8	6-L	DINPVART1006L	54,67
1/4	8-L	DINPVART1308L	54,97
1/4	10-L	DINPVART1310L	55,16
3/8	12-L	DINPVART1712L	65,15
1/2	15-L	DINPVART2115L	75,23
1/2	18-L	DINPVART2118L	76,14
3/4	22-L	DINPVART2722L	100,51
1"	28-L	DINPVART3428L	104,16
1.1/4"	35-L	DINPVART4235L	189,49
1.1/2"	42-L	DINPVART4942L	194,47
1/4	6-S	DINPVART1306S	55,02
1/4	8-S	DINPVART1308S	55,16
3/8	10-S	DINPVART1710S	65,22
3/8	12-S	DINPVART1712S	65,53
1/2	14-S	DINPVART2114S	75,65
1/2	16-S	DINPVART2116S	76,27
3/4	20-S	DINPVART2720S	101,18
1"	25-S	DINPVART3425S	107,09
1.1/4"	30-S	DINPVART4230S	192,34
1.1/2"	38-S	DINPVART4938S	199,74



ANTIRRETORNO TUBO->ROSCA CUERPO

TUBO	ROSCA	CODIGO	TARIFA
6-L	1/8	DINPVATR06L10	54,67
8-L	1/4	DINPVATR08L13	54,97
10-L	1/4	DINPVATR10L13	55,16
12-L	3/8	DINPVATR12L17	65,15
15-L	1/2	DINPVATR15L21	75,23
18-L	1/2	DINPVATR18L21	76,14
22-L	3/4	DINPVATR22L27	100,51
28-L	1"	DINPVATR28L34	104,16
35-L	1.1/4"	DINPVATR35L42	189,49
42-L	1.1/2"	DINPVATR42L49	194,47
6-S	1/4	DINPVATR06S13	55,02
8-S	1/4	DINPVATR08S13	55,16
10-S	3/8	DINPVATR10S17	65,22
12-S	3/8	DINPVATR12S17	65,53
14-S	1/2	DINPVATR14S21	75,65
16-S	1/2	DINPVATR16S21	76,27
20-S	3/4	DINPVATR20S27	101,18
25-S	1"	DINPVATR25S34	107,09
30-S	1.1/4"	DINPVATR30S42	192,34
38-S	1.1/2"	DINPVATR38S49	199,74



mm.	MACHO d	HEMBRA D
6,9		METRICA 8x1
8	METRICA 8x1	
8,4		JIC/SAE 3/8"-24
8,5		BSP 1/8"
8,9		METRICA 10x1
9,4	JIC/SAE 3/8"-24	
9,7	BSP 1/8"	
9,8		JIC/SAE 7/16"-20
10	METRICA 10x1	
10,2	NPT 1/8" -27	
10,3		METRICA 12x1,5
11	JIC/SAE 7/16-20	
11,4		BSP 1/4"
11,4		JIC/SAE 1/2"-20
12	METRICA 12x1,5	
12,3		METRICA 14x1,5
12,6	JIC/SAE 1/2"-20	
12,8		JIC/SAE 9/16"-18
13,1	BSP 1/4"	
13,7	NPT 1/4"-18	
14	METRICA 14x1,5	
14,2	JIC/SAE 9/16"-18	
14,3		METRICA 16X1,5
14,9		BSP 3/8"
15,8		JIC/SAE 11/16"-16
16	METRICA 16x1,5	
16,3		METRICA 18x1,5
16,6	BSP 3/8"	
17,2	NPT 3/8"-18	
17,4	JIC/SAE 11/16"-16	JIC/SAE 3/4"-16
18	METRICA 18x1,5	
18,3		METRICA 20x1,5
18,6		BSP 1/2"
19	JIC/SAE 3/4"16	JIC/SAE 13/16"-16
20	METRICA 20x1,5	
20,3		METRICA 22x1,5

mm.	MACHO d	HEMBRA D
20,4		JIC/SAE 7/8-16
20,5	JIC/SAE 13/16"-16	BSP 5/8"
20,9	BSP 1/2"	
21,3	NPT 1/2"-14	
22	METRICA 22x1,5	
22,1	JIC/SAE 7/8"-14	
22,3		METRICA 24x1,5
22,9	BSP 5/8"	
23,5		JIC/SAE 1"-14
24	METRICA 24x1,5	
24,1		BSP 3/4"
24,3		METRICA 26x1,5
24,8		JIC/SAE 1"1/16-12
25,3	JIC/SAE 1"-14	METRICA 27x1,5
26	METRICA 26x1,5	
26,4	BSP 3/4"	
26,6	NPT 3/4"-14	
26,9	JIC/SAE 1"1/16-12	
27	METRICA 27x1,5	
27,8		METRICA 30x2
28,1		JIC/SAE 1"3/16-12
28,3		METRICA 30x1,5
30	METRICA 30x1,5	
30	METRICA 30x2	
30,1	JIC/SAE 1"3/16-12	
30,2		BSP 1"
30,3		METRICA 32x1,5
31,2		JIC/SAE 1"5/16-12
31,3		METRICA 33x1,5
32	METRICA 32x1,5	
33	METRICA 33x1,5	
33,2	JIC/SAE 1"5/16-12	
33,2	BSP 1"	
33,4	NPT 1"-11,5	
33,8		METRICA 36s2
34,3		METRICA 36x1,5

mm.	MACHO d	HEMBRA D
34,4		JIC/SAE 1"7/16-12
36	METRICA 36x1,5	
36	METRICA 36x2	
36,3	JIC/SAE 1"7/16-12	METRICA 38x1,5
38	METRICA 38x1,5	
38,9		BSP 1"1/4
39,2		JIC/SAE 1"5/8-12
39,8		METRICA 42x2
40,7		JIC/SAE 1"11/16-12
41,2	JIC/SAE 1"5/8-12	
41,9	BSP 1"1/4	
42	METRICA 42x2	
42,1	NPT 1"1/4-11.5	
42,8	JIC/SAE 1"11/16-12	METRICA 45x2
43,3		METRICA 45x1,5
44,8		BSP 1"1/2
45	METRICA 45x1,5	
45	METRICA 45x2	
45,5		JIC/SAE 1"7/8-12
47,5	JIC/SAE 1"7/8-12	
47,8	BSP 1"1/2	
48,2	NPT 1"1/2-11.5	
48,7		JIC/SAE 2"-12
49,8		METRICA 52x2
50,3		METRICA 52x1,5
50,7	JIC/SAE 2"-12	
52	METRICA 52x1,5	
52	METRICA 52x2	
56,6		BSP 2"
59,6	BSP 2"	
60,3	NPT 2"-11.5	
61,4		JIC/SAE 2"1/2-12
62,8		METRICA 65x2
63,4	JIC/SAE 2"1/2-12	
65	METRICA 65x2	